



WorldWise Global Schools

Global Citizenship Education

Grants for Post-Primary Schools

2021/2022 Academic Year

WWGS Grant Login Instructions

**Grant Call 2021 opens from Monday 12th of
April until the deadline for submission of
applications on Friday 14th of May**

1. Login Page

To access your WWGS online account you can do this from our WWGS website home page which can be accessed [here](#). There is a login button in the top right corner of the page as shown below.



Click this login button and you will then be brought to a new webpage, scroll down until you reach the "Log-in!" section below.

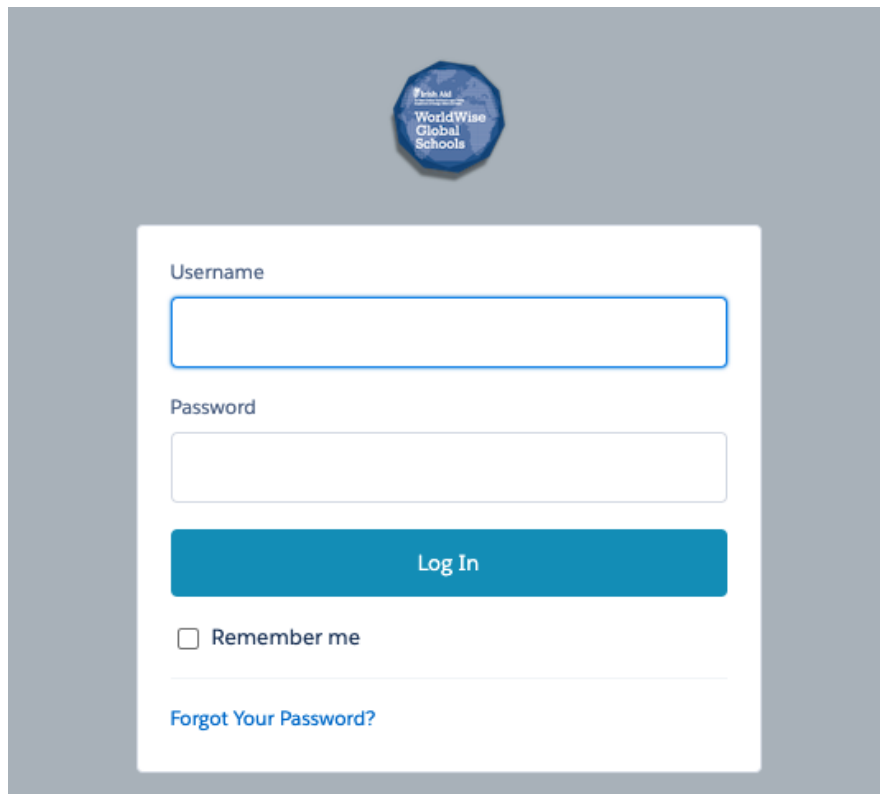
Log-in!

Log-in using your username (email address) and password. Reset your password if you can't remember it!

To access your application please use this link or click on the button below: <https://sha-wwgs.force.com/application/login>

WWGS ONLINE ACCOUNT

From here you can select the link or click the orange button. You can also access the login page directly [here](#). You will then be brought to the login landing page where you will see this:



Please note: If you do not have an existing account with WWGS, you can register your interest for an online account and application [here](#) and we we will get you set up as soon as possible.

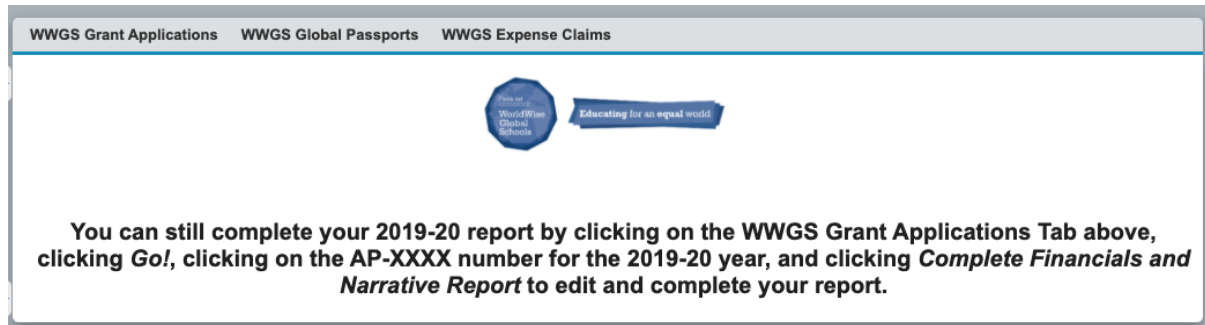
2. Username & Password

Once you are on the login page you will input your username and password to access your account and then click the blue log in button. If you do not remember your password you can reset it via the [Forgot Your Password?](#) Link as shown in the screenshot above.

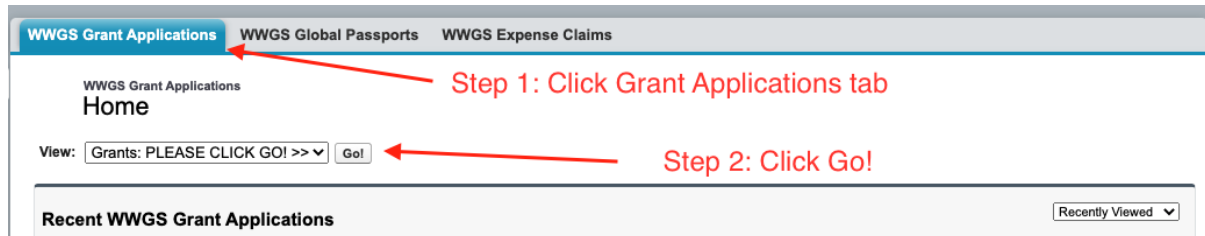
Your username should be the **email address** used to setup the account.

Please note: If you are having any issues accessing your account you can contact grants@worldwiseschools.ie and we will fix the issue for you.

3. Accessing Your Grant Application



Once you are logged into your school's account you will be brought to the landing page above. In the top left corner there is a **WWGS Grant Applications** tab; this is where you can access all grant applications for your school. Select this tab and then click the **Go!** button (shown in image below). This will ensure all applications (including the current year) are visible.



You will then need to click on the **AP-XXXX** reference for the 2021/2022 grant and you will be then brought directly to this year's online grant application form for your school. (N.B. make sure to select **AP** reference number and not the name of your school).

4. Saving Your Work

Please ensure that you are saving your application regularly as you are working. You can save your work and log out and then log back in as often as you like to complete the application.

5. On Completion of Your Application

Once you have completed your application please verify your **Email Address** and tick the **Submitted** box at the end of the application and then finally click **Save** again. You will receive a confirmation email once this is complete.

Please note: We will be notifying applicants on the outcome of their applications in June 2021.